



**The BIG 6 Research Process
for
The Rise of Industry**

**Essential Question? During the Rise of Industry (1865-1914)
what major impact did your leader have on America?**

1. Task Definition

2. Information Seeking Strategies

3. Location and Access

4. Use of Information

5. Synthesis

6. Evaluation





1. Task Definition

- **You need to create a Power Point presentation about your Industrial or Labor leader.**
- **What specific information is needed?**
 - **Check your assignment and rubric**
You need to answer the questions required for each slide, including your leader's :
 - **motivation**
 - **accomplishments**
 - **how his work changed America.**






2. Information Seeking Strategies

Select the best sources for your topic.

Coordinate your efforts with your partner.

- **books**
- **trusted Websites from the Internet**
- **reference sources, magazine articles, newspaper articles from online databases**






3. Location and Access

- Use reserve cart of books, the reference section, and our OPAC to locate books.
- Use trusted Websites available from the [MS Library's homepage](#).
- Get articles from our library subscription service [databases](#).

Gale: password needed

- 1. Biography Resource Center**
- 2. Student Resource Center**
- 3. History Resource Center**



4. Use of Information



- Read to locate relevant information.
- Take notes on important facts.
- Print articles – highlight – attach to note sheet
- Locate & save graphics or create your own pictures for your presentation
- Enter your sources in NoodleBib.





5. Synthesis

- Select the key ideas from your notes.
- Use key ideas to write your bullet points for each slide.
- Collaborate with your partner to:
 - pick the **BEST** bullets for each slide
 - decide how your leaders work changed America.






5. Synthesis Continued:

In the computer lab you will create your Power Point

- **Transfer information to the computer.**
- **Use the template in the Shared Folder.**
- **Add graphics.**
- **Plan how you and your team will divide the oral presentation.**
- **Add details in the Notes section.**





6. Evaluation



- **Check your work against your rubric.
Correct any errors or omissions you discover.**
- **Reflect:
Is there anything you might do differently on your next research assignment?**

