


NoodleBib

@ JMS Library 2010

Click the NoodleBib icon on the Jericho Middle School Website to begin.

www.jerichoschools.org/ms/library



REGISTER:

New users must create an account by completing this form and selecting a Personal ID* and password* for access to their personal folder.

*The librarians will get a copy of your IDs and passwords, so don't use words that could embarrass you!

- Use your full name as your ID.
- Select a password you will easily remember!
- Enter your initials and the last 4 digits of your phone number.
This will help identify you if you forget your password.
- Click the **Register** button.

New User Registration

About You

I am a student or library patron

I am a teacher or librarian

School / location: Jericho Middle School

Expected year of graduation: 2016

Choose a Personal ID

You'll use this personal ID and password to access your saved work.

Personal ID: joankearon

Password:

Retype password:

Easy Login Retrieval

Just in case you lose your personal ID or password, provide your first/last initials and the last 4 digits of your phone number so that we can identify your account and help you out.

Initials: JK (e.g. "JS" for John Smith)

Phone: 3576 (last 4 digits only)

Register

SIGN IN:

Current users must sign in to use NoodleBib.

- Enter your user name.
- Enter your password.
- Click: **Sign In**

If you cannot remember your ID or password:

- Click the **I forgot my password** link.
- A hint will display the first and last characters of your password: Ex. Y_____S (Yankees)
- If you still can't log in, ask the librarians for help.

Already Have a Personal ID?

If you are a returning user, enter your Personal ID and password to sign in to your NoodleTools account. If you are a new user, you should [choose a Personal ID](#) now.

Personal ID: _____

Password: _____

[I forgot my password](#)

Sign In




HOME USE:

You will need the school library's ID and password to use NoodleBib from home.

CREATING YOUR SOURCE LISTS:

NoodleBib has excellent on screen directions. But if you have trouble, you can always ask a librarian for help.




Questions? Ask your librarians Mrs. Minikel and Mrs. Kearon. 10/2010

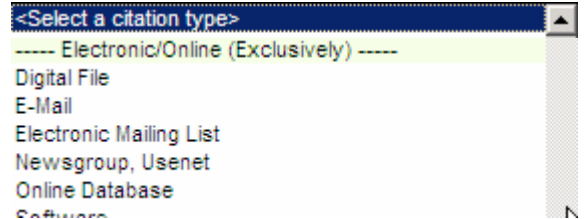
NoodleBib

Click the **CREATE A NEW PROJECT** button for each new research assignment.

- Select **MLA Advanced** and **name your list**.



 **Components** Under the Components section, click **Bibliography** to start your list.

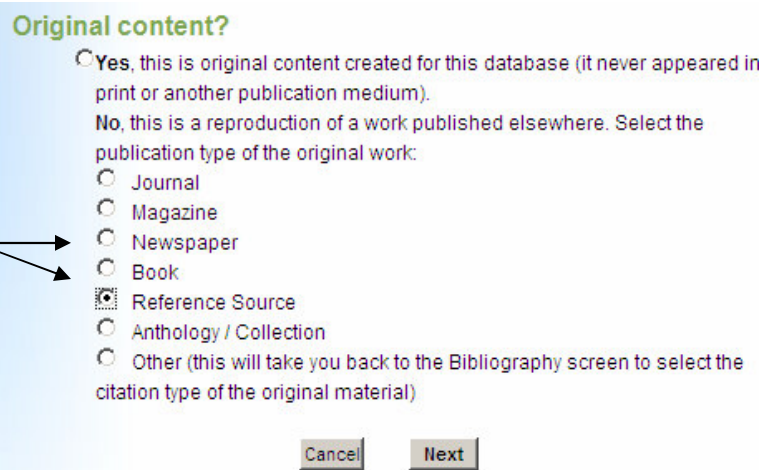


World Book Online:

- Select **ONLINE DATABASE** from the dropdown menu.
- Original content? **YES**
- Complete the template

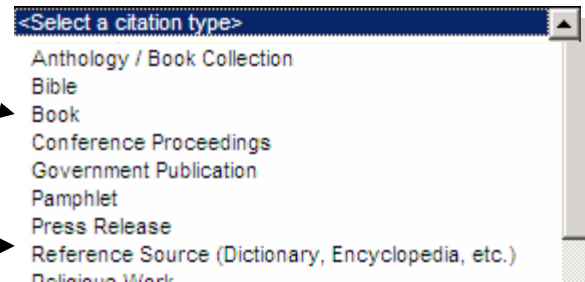
Gale Biography in Context:

- Use **ONLINE DATABASE** for articles found here.
- Original content? **Probably not** —Most likely this is a reproduction of a printed source.
- Refer to the results of your search to determine if the article you used was a :
Reference Source, Newspaper, Magazine, Journal, or Website then make that selection.



Books on the cart in the library:

- Select **BOOK** for a book written about one topic, cite the whole book.
i.e. The Travels of Francisco Pizarro by Lara Bergen
- Use **REFERENCE SOURCE** for a book that is more like an encyclopedia. These books have articles on different topics. Picking this citation lets you include the **TITLE OF THE ARTICLE** in your citation.
i.e. Ten Explorers Who Changed the World by David Cousens



Websites:

- Use for the **trusted Websites** that are listed on the Social Studies: Exploration & Discovery webpage.
- Provide as much information as you can find on the page. Look for Website name, Page title, Date of publication and Organization.
 - Do NOT include the URL (www.....)

[Discoverers Web](#)
[Discoverers Web: North and Central America](#)



Questions? Ask your librarians Mrs. Minikel and Mrs. Kearon. 10/2010