

The Big Six Research Process

by Michael Eisenberg and Robert E. Berkowitz

1. Task Definition
2. Information Seeking Strategies
3. Location and Access
4. Use of Information
5. Synthesis
6. Evaluation





Researching The Progressive Era

Ms. Cantwell's and Mr. Lawlor's Eighth Grade
Social Studies Class Assignment

Ms.
Cantwell

Mr.
Lawlor





#1 Task Definition

Define the problem

Identify the information needed.

What do you have do?

What do you need to know?





#1 Task Definition

What do you have do?

- Written Research Paper
- Power Point Presentation



Researching Urban Conditions and Reforms


What I need to know:



- I need to find out what the problems were in cities during the late 1800s - early 1900s. What caused the problems.
- I need to find out who tried to fix the problems and how.
- I need to know how successful the reformers were in fixing the problems.

Focus on Search Topics

- The Problems
- Reforms and Reformers
- Were the Reforms Successful?



Identify Key Words




- Urban conditions
- Cities, historic
- Poverty
- Settlement houses
- Hull House



Information Seeking Strategies

Brainstorm all possible sources:


Movies, books, magazines,
online databases, Internet, museums,
talk to old people, music lyrics.



Select the best and sources from list:
books, online databases,
Internet



Location and Access



Locate Sources:




Books- Reference and non-fiction

Internet- recommended sites from
M.S. Library's Social Studies Web page:
Progressive Era



• Online databases- M.S. Library's Web
site - Databases - Gale's History in
Context

Location and Access




Find information within sources.

- Use index and Table of Contents of books.
- Navigate through information on Web sites.
Skim through articles to find relevant information.
- Select the most appropriate articles found in the *Gale's History in Context* online database, and skim through for information you need.
- Examine any pictures or charts for information.

Use of Information

4.1. Engage

- You need to **READ** the relevant information you find.
- Once you find information you want, you should document the source:
- From the Middle School Library homepage click on the Noodle Tools icon and begin a Works Cited list by adding your first citation.





Source List



Book

Leuzzi, Linda. Urban Life. New York: Chelsea House, 1995.

- As you locate sources you plan to use **immediately add them to your Noodle Bib list** while the information you need is right in front of you.
- You will need at least five resources for this assignment.
- Noodle Bib will create your Works Cited Page as you research and add citations.
- Print out your Works Cited when you finish researching.

Works Cited

Franck, Irene, and David Brownstone. *Opening Doors: 1870-1899*. Danbury: Grolier, 1999.

Print.

“Jane Addams.” *Activists, Rebels, and Reformers*. Detroit: UXL, 2001. Print.

Leuzzi, Linda. *Urban Life*. New York: Chelsea, 1995. Print.

“People and Events: Jane Addams (1860-1935).” *American Experience: Chicago: City of the Century*. PBS and WGBH, 2003. Web. [7 Jan. 2010](#).

Whitescarver, Keith. “Hull House and Progressive Education (1900s).” *American Decades*. Gale, 1998. *Gale U.S. History in Context*. Web. [10 Jan. 2011](#).

WOW!

You've just created
your Works Cited page!

Time to evaluate...

The
BIG 6™ #6

Evaluation

Judge the result (effectiveness)

Judge the process (efficiency)

Compare with rubric for assignment



Use of Information

4.1. Engage

- You need to read the relevant information you find.
- Once you find information you want, and added the citation for the source to NoodleBib, you need to take notes.

#4.2. Extract the Information from a source.

Take notes on note cards.



Note Cards

Write the author's name (or the title if there is no author) on the top of your note card

use one subject heading on each note card

Leuzzi, Linda

The Problems

Over crowded

Poor sanitary conditions

Poverty

pg 67

use key words and phrases for main ideas

include the page(s) where you found your information


Note Cards

Get your subject headings from your assignment.

This will help you to stay focused on what you need to include in your report.

For this assignment your subject headings are:

- The Problems
- Reforms and Reformers
- Were the Reforms Successful?



You need to use different note cards for different subjects, even if the information comes from the same source.

Book

Leuzzi, Linda. Urban Life. New York: Chelsea House, 1995.

Leuzzi, Linda

The Problems

Over crowded
Poor sanitary conditions
Poverty

p 67

Leuzzi, Linda

Reform and Reformers

1889 Jane Addams
founded a settlement
house in Chicago called
Hull House

p 24

This is how you will know where your information came from.

Leuzzi, Linda
The Problem

Over crowded
Poor sanitary condit
Poverty

Leuzzi, Linda
Problems

1820s new wave of immigr
Over 5 million Europeans ca
Farmers moved to cities
By 1900 40% of Americans

People and Events
Problems

putrid living conditions
rat infested cities

"Jane Addams"
Problems

people got sick
Babies died

p4

Group your note cards together by subject.

People and Events
Reforms and Reformers

1895
insp
clea

People and Events
Reforms and Reformers

1889 Jan
House i

Whitescarver
Reforms and Reformers

Education

"Jane Addams"
Reforms and Reformers

Nursed sick
Provided child care
Clubs, meeting place for unions,
art, theater, music

pg4

Whitescarver
Were Reforms Successful?

"Jane Addams"
Were Reforms Successful?

Frank, Irene
Were Reforms Successful?

Shaped the modern social work
movement in America

p36





By doing this all the information on the same subject is together for you to **organize into a paragraph** when you write your report.

People and Events

Problems

putrid living conditions
rat infested cities

P 14

Over-crowdedness and poor sanitary conditions created putrid rat infested cities (“People and Events” 14).
People got sick. Many babies and children died (“Jane Addams” 4).

“Jane Addams”

Problems

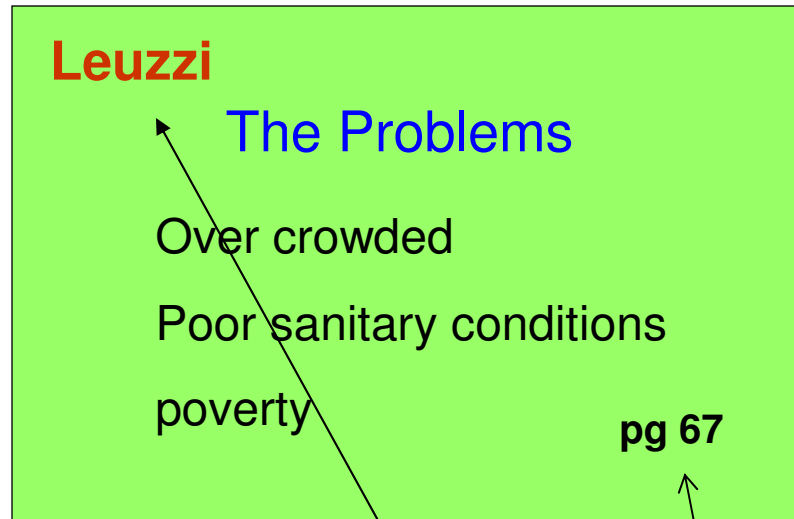
people got sick
Babies died

p4

Parenthetical Documentation

- You need to **give credit** to exactly where you got your information.
- You do this by inserting parentheses within the text of your report right after you quote or use someone else's ideas.
- Inside the parenthesis you need to include information **directing your reader to the matching resource in your Works Cited.**
- Include page numbers, if there are any.

Parenthetical Documentation



Many people who lived in America's cities during the late eighteenth and early nineteenth centuries were poor and lived under difficult conditions. The cities were overcrowded. Apartments were tiny and crammed with people. The sanitary conditions were very bad (Leuzzi 67).

Parenthetical Documentation

Many people who lived in America's cities during the late eighteen and early nineteen hundreds were poor and lived under difficult conditions. The cities were overcrowded. Apartments were tiny and crammed with people. The sanitary conditions were very bad (Leuzzi 67).

Works Cited

Frank, Irene and David Brownstone, eds. Opening Doors:1870-1899. Danbury: Grolier. 1999.

“Jane Addams.” Activists, Rebels, and Reformers. Detroit: UXL, 2001.

Leuzzi, Linda. Urban Life. New York: Chelsea House, 1995.



Organize your paragraphs in order according to your assignment: Include an introduction and conclusion.

1. Introduction (Thesis Statement)
2. The Problems
3. Reforms and Reformers
4. Were the Reforms Successful?
5. Conclusion.

Type out your report.

Many people who lived in America's cities during the late eighteenth and early nineteenth centuries were poor and lived under difficult conditions. The cities were overcrowded. Apartments were tiny and crammed with people. The sanitary conditions were very bad (Leuzzi 67).

Beginning in the 1820s a new wave of immigrants came to America. More than five million Europeans arrived by 1860, most settling in cities. Many poor farmers also moved to the cities looking for work. By the 1900s over forty percent of Americans lived in cities (Leuzzi 19).

Over-crowdedness and poor sanitary conditions created putrid rat infested cities ("People and Events"). People got sick. Many babies and children died ("Jane Addams").

In order to combat the poor living conditions for the poor people, in 1889 Jane Addams started the first settlement house in Chicago known as Hull House ("People and Events"). Hull House provided nursing care, child care, clubs, and a meeting place for unions. Hull House was a place for the poor to see art, listen to music, and go to the theater ("Jane Addams" 4). Hull House provided educational opportunities for both children and adults (Whitescarver).

Hull House was successful in making life better for the immigrants and poor people. Inspired by Hull House over four hundred other settlement houses sprang up throughout cities in the United States before World War I ("Jane Addams" 4). Hull House shaped the modern social Work movement in America (Frank 36).

WOW!

You just wrote out your report!

Time to evaluate...



Evaluation

Judge the result (effectiveness)


Judge the process (efficiency)

Compare with rubric for assignment



Go back to Big6 #5

Synthesis



Organize information
from multiple sources
Present the results

Create Power Point presentation of
5 to 7 slides to the class about your
topic.

Power Point Presentation



Make at least one slide for each of your search topics

Introduction:
Thesis Statement

Problems

Reforms and
Reformers

Were Reforms
Successful?

Conclusion

Power Point Tips



- Use key words and phrases on slides
- Add information you want to say in the section for notes at the bottom of slides.
- Use size 24 font or larger.
- Add pictures that enhance your text.
- Don't get too carried away with all the bells and whistles of the program.

WOW!

You just created your
power point presentation!

Time to evaluate...



Evaluation

- Judge the result (effectiveness)
- Judge the process (efficiency)
- Compare with rubric for assignment

